

Český pohár v běhu nalyžích staršího žactva s mezinárodní účastí 2022

Výsledková listina

Soutěžní výbor

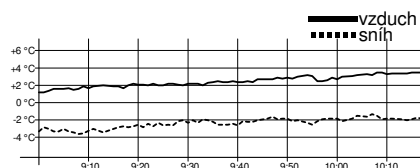
Technický delegát: Luděk Staněk
Asistent T.D.: Zora Honzlová
Ředitel závodu: Jan Hásek
Zástupce STK: Iveta Roubíčková

Technická data

Start závodu 9:30
Konec závodu 13:03

Žáci starší 2007 (U15)

4,1 km volně



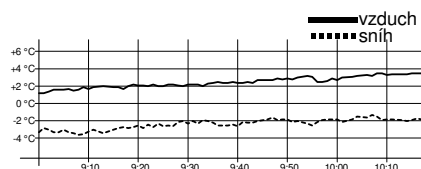
Technická data

Homologace -----
Okruhy 1,5 + 2,6 km
HD, MC, TC -----
Start, konec 9:30, 10:07
Počasí jasno

| Poř. | Číslo | Jméno | Roč. | Klub | 1,5 km | 2. kolo | 3 km | 3. kolo | Čas | Ztráta |
|------|-------|-------------------|------|------|-------------|-------------|-------------|-------------|----------------|--------|
| 1. | 51 | JELÍNEK František | 2007 | KBTR | 3:21.4 (1) | 3:42.7 (1) | 7:04.1 (1) | 2:38.1 (1) | 9:42.2 | |
| 2. | 52 | ŠVARC Michal | 2007 | SOSY | 3:28.2 (2) | 3:50.7 (2) | 7:18.9 (2) | 2:46.8 (2) | 10:05.7 | 23.5 |
| 3. | 53 | CENEK Tomáš | 2007 | FEJE | 3:38.5 (5) | 4:03.1 (3) | 7:41.6 (4) | 2:49.4 (3) | 10:31.0 | 48.8 |
| 4. | 47 | MÁLEK Michael | 2007 | SPLE | 3:36.7 (3) | 4:04.1 (4) | 7:40.8 (3) | 2:52.9 (4) | 10:33.7 | 51.5 |
| 5. | 35 | BAŽANT Kryštof | 2007 | SOVH | 3:40.9 (6) | 4:04.1 (4) | 7:45.0 (5) | 3:05.0 (15) | 10:50.0 | 1:07.8 |
| 6. | 46 | POUL Jáchym | 2007 | ZDAS | 3:38.2 (4) | 4:10.9 (9) | 7:49.1 (6) | 3:02.0 (12) | 10:51.1 | 1:08.9 |
| 7. | 48 | GAŠEK Šimon | 2007 | SNKV | 3:52.5 (14) | 4:08.5 (7) | 8:01.0 (11) | 2:55.4 (5) | 10:56.4 | 1:14.2 |
| 8. | 50 | VONDRAŠ Petr | 2007 | SKSV | 3:50.0 (11) | 4:10.0 (8) | 8:00.0 (9) | 2:56.5 (7) | 10:56.5 | 1:14.3 |
| 9. | 36 | PUČELÍK Štěpán | 2007 | DULI | 3:48.1 (9) | 4:12.4 (10) | 8:00.5 (10) | 2:59.4 (9) | 10:59.9 | 1:17.7 |
| 10. | 49 | MELICHAR Pavel | 2007 | TRUT | 3:42.1 (7) | 4:07.8 (6) | 7:49.9 (7) | 3:12.3 (26) | 11:02.2 | 1:20.0 |
| 11. | 29 | PEKÁREK Tomáš | 2007 | LSKL | 3:43.0 (8) | 4:13.7 (12) | 7:56.7 (8) | 3:07.3 (18) | 11:04.0 | 1:21.8 |
| 12. | 45 | MUČICA Kryštof | 2007 | JBCN | 3:51.0 (13) | 4:15.2 (14) | 8:06.2 (13) | 2:58.1 (8) | 11:04.3 | 1:22.1 |
| 13. | 44 | HLISNÍK Jan | 2007 | LOTE | 3:50.8 (12) | 4:13.4 (11) | 8:04.2 (12) | 3:00.7 (10) | 11:04.9 | 1:22.7 |
| 14. | 37 | ENDRYCH Matěj | 2007 | DULI | 3:55.0 (16) | 4:14.0 (13) | 8:09.0 (14) | 3:01.4 (11) | 11:10.4 | 1:28.2 |
| 15. | 24 | KROUPA Lukáš | 2007 | SKIJ | 3:57.5 (19) | 4:18.9 (15) | 8:16.4 (16) | 2:56.1 (6) | 11:12.5 | 1:30.3 |
| 16. | 39 | ŠOUREK Martin | 2007 | JBCN | 3:48.4 (10) | 4:22.4 (20) | 8:10.8 (15) | 3:07.4 (19) | 11:18.2 | 1:36.0 |
| 17. | 43 | PÁVEK Lukáš | 2007 | DULI | 3:55.7 (17) | 4:22.3 (19) | 8:18.0 (19) | 3:02.2 (13) | 11:20.2 | 1:38.0 |
| 18. | 38 | NÁGR Ondřej | 2007 | SKSV | 3:56.5 (18) | 4:20.4 (16) | 8:16.9 (17) | 3:08.1 (20) | 11:25.0 | 1:42.8 |
| 19. | 28 | DEIMLING Harry | 2007 | DULI | 3:58.3 (21) | 4:25.4 (24) | 8:23.7 (23) | 3:06.9 (16) | 11:30.6 | 1:48.4 |
| 20. | 27 | BÍBA Mikuláš | 2007 | UKPL | 4:03.9 (31) | 4:27.2 (30) | 8:31.1 (27) | 3:02.2 (13) | 11:33.3 | 1:51.1 |
| 21. | 32 | LANK Albert | 2007 | JBCN | 3:57.5 (19) | 4:25.3 (23) | 8:22.8 (22) | 3:13.8 (27) | 11:36.6 | 1:54.4 |
| 22. | 34 | KNÁPEK Šimon | 2007 | SPLE | 4:01.0 (24) | 4:30.1 (38) | 8:31.1 (27) | 3:07.1 (17) | 11:38.2 | 1:56.0 |
| 23. | 42 | STEHLÍK Jakub | 2007 | SCPL | 3:59.8 (22) | 4:21.9 (18) | 8:21.7 (20) | 3:17.5 (32) | 11:39.2 | 1:57.0 |
| 24. | 26 | ŠVÁCHA Matěj | 2007 | BAOS | 3:54.0 (15) | 4:23.6 (22) | 8:17.6 (18) | 3:22.8 (43) | 11:40.4 | 1:58.2 |
| 25. | 23 | SASKA Lukáš | 2007 | SKJA | 4:03.8 (29) | 4:26.1 (25) | 8:29.9 (26) | 3:11.5 (23) | 11:41.4 | 1:59.2 |
| 26. | 14 | HRON Vilém | 2007 | SPVR | 4:06.9 (35) | 4:26.2 (27) | 8:33.1 (32) | 3:09.1 (21) | 11:42.2 | 2:00.0 |
| 27. | 31 | SÁZEL Marek | 2007 | RDRY | 4:02.7 (27) | 4:29.0 (33) | 8:31.7 (29) | 3:10.6 (22) | 11:42.3 | 2:00.1 |
| 28. | 25 | DOLEČEK Přemysl | 2007 | SPLE | 4:01.1 (25) | 4:26.9 (29) | 8:28.0 (24) | 3:15.0 (30) | 11:43.0 | 2:00.8 |
| 29. | 21 | ŤUPA Lukáš | 2007 | NMNM | 4:00.0 (23) | 4:29.8 (35) | 8:29.8 (25) | 3:13.9 (28) | 11:43.7 | 2:01.5 |
| 30. | 20 | ŠPALEK Jan | 2007 | LOTE | 4:03.8 (29) | 4:28.1 (32) | 8:31.9 (30) | 3:11.9 (24) | 11:43.8 | 2:01.6 |
| 31. | 40 | BAUER David | 2007 | SNKV | 4:01.8 (26) | 4:20.9 (17) | 8:22.7 (21) | 3:26.6 (47) | 11:49.3 | 2:07.1 |
| 32. | 30 | PROKEŠ Jan | 2007 | SKIJ | 4:06.6 (34) | 4:30.0 (36) | 8:36.6 (38) | 3:14.8 (29) | 11:51.4 | 2:09.2 |
| 33. | 12 | ŠTURMA Vojtěch | 2007 | SKIJ | 4:04.5 (32) | 4:29.4 (34) | 8:33.9 (34) | 3:18.5 (34) | 11:52.4 | 2:10.2 |

Žáci starší 2007 (U15)

4,1 km volně



Technická data

| | |
|--------------|--------------|
| Homologace | ---- |
| Okruhy | 1,5 + 2,6 km |
| HD, MC, TC | ---- |
| Start, konec | 9:30, 10:07 |
| Počasí | jasno |

| Poř. | Číslo | Jméno | Roč. | Klub | 1,5 km | 2. kolo | 3 km | 3. kolo | Čas | Ztráta |
|------|-------|-------------------|------|------|-------------|-------------|-------------|-------------|----------------|--------|
| 34. | 18 | BOŘIL David | 2007 | ZDAS | 4:08.4 (36) | 4:26.6 (28) | 8:35.0 (35) | 3:18.1 (33) | 11:53.1 | 2:10.9 |
| 35. | 11 | ŠŤASTNÝ Šimon | 2007 | SKVM | 4:03.4 (28) | 4:30.0 (36) | 8:33.4 (33) | 3:20.3 (37) | 11:53.7 | 2:11.5 |
| 36. | 10 | BERKA Leo | 2007 | NMNM | 4:09.6 (41) | 4:26.1 (25) | 8:35.7 (36) | 3:20.0 (36) | 11:55.7 | 2:13.5 |
| 37. | 3 | HOFFMANN Ondra | 2007 | CSMC | 4:08.9 (39) | 4:23.3 (21) | 8:32.2 (31) | 3:25.3 (45) | 11:57.5 | 2:15.3 |
| 38. | 9 | YANĚZ Michal | 2007 | SKPU | 4:08.7 (38) | 4:27.4 (31) | 8:36.1 (37) | 3:21.7 (41) | 11:57.8 | 2:15.6 |
| 39= | 13 | SUCHODOL Ondřej | 2007 | SPLE | 4:05.7 (33) | 4:38.4 (42) | 8:44.1 (39) | 3:22.4 (42) | 12:06.5 | 2:24.3 |
| 39= | 33 | DECKER Matouš | 2007 | SCPL | 4:09.1 (40) | 4:37.0 (40) | 8:46.1 (40) | 3:20.4 (38) | 12:06.5 | 2:24.3 |
| 41. | 7 | JOCHYMEK Lukáš | 2007 | DLOM | 4:08.4 (36) | 4:44.3 (45) | 8:52.7 (42) | 3:16.9 (31) | 12:09.6 | 2:27.4 |
| 42. | 41 | ČERNOCH Oskar | 2007 | FEJE | 4:19.9 (47) | 4:32.9 (39) | 8:52.8 (43) | 3:19.3 (35) | 12:12.1 | 2:29.9 |
| 43. | 16 | KOŇAŘÍK Vojtěch | 2007 | ZDAS | 4:24.4 (50) | 4:38.8 (43) | 9:03.2 (46) | 3:12.1 (25) | 12:15.3 | 2:33.1 |
| 44. | 19 | NESLÁDEK Tomáš | 2007 | TRUT | 4:12.9 (43) | 4:45.0 (46) | 8:57.9 (44) | 3:20.7 (39) | 12:18.6 | 2:36.4 |
| 45. | 4 | HOETZEL Jiří | 2007 | DULI | 4:13.7 (44) | 4:37.6 (41) | 8:51.3 (41) | 3:34.7 (50) | 12:26.0 | 2:43.8 |
| 46. | 22 | BINAR Jáchym | 2007 | SKIP | 4:16.2 (45) | 4:47.5 (47) | 9:03.7 (47) | 3:23.6 (44) | 12:27.3 | 2:45.1 |
| 47. | 5 | ŠŤASTNÝ Jan | 2007 | SKVM | 4:10.6 (42) | 4:50.3 (49) | 9:00.9 (45) | 3:31.6 (49) | 12:32.5 | 2:50.3 |
| 48. | 15 | DLOUHÝ Martin | 2007 | LSKL | 4:17.1 (46) | 4:49.4 (48) | 9:06.5 (48) | 3:26.4 (46) | 12:32.9 | 2:50.7 |
| 49. | 8 | KŘEPELA Jan | 2007 | SKSK | 4:35.9 (52) | 4:40.6 (44) | 9:16.5 (51) | 3:21.6 (40) | 12:38.1 | 2:55.9 |
| 50. | 6 | MITTERWALD Patrik | 2007 | SKIP | 4:21.5 (49) | 4:53.6 (51) | 9:15.1 (50) | 3:29.0 (48) | 12:44.1 | 3:01.9 |
| 51. | 1 | SVOBODA Pavel | 2007 | FEJE | 4:20.3 (48) | 4:52.0 (50) | 9:12.3 (49) | 3:37.7 (51) | 12:50.0 | 3:07.8 |
| 52. | 2 | SAVICKÝ Martin | 2007 | DULI | 4:32.1 (51) | 5:07.7 (52) | 9:39.8 (52) | 4:07.4 (52) | 13:47.2 | 4:05.0 |
| DNS | 17 | LEMPERA Dan | 2007 | NMNM | | | | | nestartoval(a) | |

Výkonnostní třída do času do místa

| | | |
|------|---------|-------|
| I. | 10:40.4 | (4.) |
| II. | 11:09.5 | (13.) |
| III. | 12:36.8 | (48.) |

Přihlášeno: 53

Startovalo: 52

Klasifikováno: 52

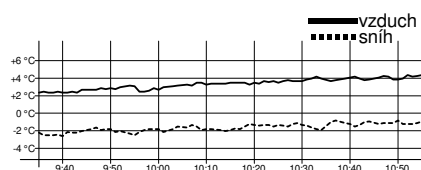
DNS: 1

DNF: 0

DSQ: 0

Žáci starší 2008

4,1 km volně



Technická data

| | |
|--------------|--------------|
| Homologace | ---- |
| Okruhy | 1,5 + 2,6 km |
| HD, MC, TC | ---- |
| Start, konec | 10:05, 10:45 |
| Počasí | jasno |

| Poř. | Číslo | Jméno | Roč. | Klub | 1,5 km | 2. kolo | 3 km | 3. kolo | Čas | Ztráta |
|------|-------|------------------|------|------|-------------|-------------|-------------|-------------|---------|--------|
| 1. | 118 | JUNGWIRTH Štěpán | 2008 | DULI | 3:46.2 (1) | 4:07.7 (1) | 7:53.9 (1) | 2:55.2 (2) | 10:49.1 | |
| 2. | 107 | UMAN Jakub | 2008 | SKHA | 3:52.4 (2) | 4:08.6 (2) | 8:01.0 (2) | 3:01.1 (4) | 11:02.1 | 13.0 |
| 3. | 97 | HANUŠ Adam | 2008 | SPLE | 3:57.3 (5) | 4:23.0 (7) | 8:20.3 (5) | 2:51.3 (1) | 11:11.6 | 22.5 |
| 4. | 114 | HORÁČEK Šimon | 2008 | STUD | 3:55.6 (4) | 4:19.3 (3) | 8:14.9 (3) | 3:10.1 (10) | 11:25.0 | 35.9 |
| 5. | 116 | ŠÍR Martin | 2008 | ASCR | 4:03.4 (13) | 4:23.9 (8) | 8:27.3 (8) | 3:01.0 (3) | 11:28.3 | 39.2 |
| 6. | 117 | MIKSA Matěj | 2008 | JBCN | 4:02.8 (10) | 4:21.5 (6) | 8:24.3 (6) | 3:06.6 (6) | 11:30.9 | 41.8 |
| 7. | 99 | KOVÁŘ Jan | 2008 | SKSV | 4:09.3 (18) | 4:20.4 (5) | 8:29.7 (10) | 3:06.3 (5) | 11:36.0 | 46.9 |
| 8. | 106 | VINOHRADNÍK Jan | 2008 | RDRY | 4:02.3 (8) | 4:24.1 (9) | 8:26.4 (7) | 3:14.7 (15) | 11:41.1 | 52.0 |
| 9. | 113 | NORBA Denis | 2008 | JBCN | 4:03.0 (12) | 4:25.4 (10) | 8:28.4 (9) | 3:15.8 (18) | 11:44.2 | 55.1 |
| 10. | 108 | SUCHARDA Šimon | 2008 | LSKL | 3:55.3 (3) | 4:19.6 (4) | 8:14.9 (3) | 3:29.5 (36) | 11:44.4 | 55.3 |
| 11. | 105 | KROUTIL Šimon | 2008 | RDRY | 3:58.7 (6) | 4:35.8 (21) | 8:34.5 (12) | 3:10.1 (10) | 11:44.6 | 55.5 |
| 12. | 64 | VEJVODA Lukáš | 2008 | KLEC | 4:02.5 (9) | 4:27.3 (11) | 8:29.8 (11) | 3:15.8 (18) | 11:45.6 | 56.5 |

13.3.2022

Jablonec nad Nisou
SKI KLUB Jablonec nad Nisou

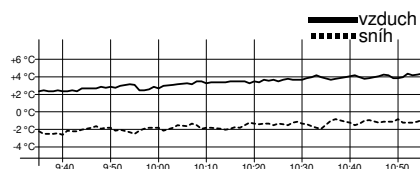
timing by sport-casomira.cz

19.3.2022 8:36

Strana 2 z 10

Žáci starší 2008

4,1 km volně



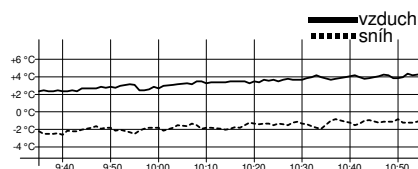
Technická data

| | |
|--------------|--------------|
| Homologace | ----- |
| Okruhy | 1,5 + 2,6 km |
| HD, MC, TC | ----- |
| Start, konec | 10:05, 10:45 |
| Počasí | jasno |

| Poř. | Číslo | Jméno | Roč. | Klub | 1,5 km | 2. kolo | 3 km | 3. kolo | Čas | Ztráta |
|------|-------|----------------------|------|------|-------------|-------------|--------------|-------------|----------------|--------|
| 13. | 109 | FIŠNAR Hynek | 2008 | SPVR | 4:08.6 (17) | 4:31.0 (12) | 8:39.6 (14) | 3:08.6 (8) | 11:48.2 | 59.1 |
| 14. | 88 | DVOŘÁK Jan | 2008 | SNKV | 4:02.0 (7) | 4:33.5 (16) | 8:35.5 (13) | 3:15.0 (17) | 11:50.5 | 1:01.4 |
| 15. | 115 | HÁNĚL Kryštof | 2008 | LOTE | 4:02.8 (10) | 4:41.0 (29) | 8:43.8 (18) | 3:09.3 (9) | 11:53.1 | 1:04.0 |
| 16. | 104 | POKORNÝ Tomáš | 2008 | DULI | 4:09.9 (19) | 4:32.4 (13) | 8:42.3 (15) | 3:12.3 (12) | 11:54.6 | 1:05.5 |
| 17. | 98 | BENEŠ Marek | 2008 | SKSK | 4:13.1 (23) | 4:37.0 (25) | 8:50.1 (25) | 3:07.4 (7) | 11:57.5 | 1:08.4 |
| 18. | 89 | MATERNA Sebastian | 2008 | SPVR | 4:07.9 (16) | 4:36.6 (24) | 8:44.5 (19) | 3:14.6 (14) | 11:59.1 | 1:10.0 |
| 19. | 93 | SPURNÝ Samuel | 2008 | ZDAS | 4:06.7 (14) | 4:36.2 (23) | 8:42.9 (16) | 3:16.5 (24) | 11:59.4 | 1:10.3 |
| 20. | 111 | VÍTEK Richard | 2008 | ZDAS | 4:10.1 (20) | 4:33.3 (15) | 8:43.4 (17) | 3:17.7 (26) | 12:01.1 | 1:12.0 |
| 21. | 94 | ŽITNÝ Adam | 2008 | SKJA | 4:13.9 (24) | 4:33.9 (17) | 8:47.8 (22) | 3:14.0 (13) | 12:01.8 | 1:12.7 |
| 22. | 103 | MASNICA Filip | 2008 | DULI | 4:11.3 (21) | 4:34.1 (18) | 8:45.4 (20) | 3:17.6 (25) | 12:03.0 | 1:13.9 |
| 23. | 112 | VOCELKA Matěj | 2008 | SKSV | 4:12.0 (22) | 4:35.9 (22) | 8:47.9 (23) | 3:16.0 (20) | 12:03.9 | 1:14.8 |
| 24. | 79 | STRNAD Vít | 2008 | SPLE | 4:14.3 (25) | 4:32.8 (14) | 8:47.1 (21) | 3:21.2 (30) | 12:08.3 | 1:19.2 |
| 25. | 101 | KUPKA Mikuláš | 2008 | FEJE | 4:17.3 (28) | 4:37.1 (26) | 8:54.4 (27) | 3:14.8 (16) | 12:09.2 | 1:20.1 |
| 26= | 71 | KRATOCHVÍL Lukáš Jar | 2008 | SKBR | 4:19.6 (34) | 4:38.2 (27) | 8:57.8 (29) | 3:16.0 (20) | 12:13.8 | 1:24.7 |
| 26= | 86 | KRAUSE Tadeáš | 2008 | SPVR | 4:20.1 (36) | 4:35.0 (19) | 8:55.1 (28) | 3:18.7 (27) | 12:13.8 | 1:24.7 |
| 28. | 87 | PŮBAL Matouš | 2008 | DULI | 4:19.6 (34) | 4:38.8 (28) | 8:58.4 (30) | 3:16.3 (23) | 12:14.7 | 1:25.6 |
| 29. | 102 | SATORIE Josef | 2008 | SOSY | 4:17.1 (27) | 4:35.0 (19) | 8:52.1 (26) | 3:23.1 (33) | 12:15.2 | 1:26.1 |
| 30. | 95 | HOLÝ Tobiáš | 2008 | SNKV | 4:18.5 (30) | 4:41.4 (30) | 8:59.9 (31) | 3:16.2 (22) | 12:16.1 | 1:27.0 |
| 31. | 92 | VALENTA Jakub | 2008 | SKSK | 4:19.3 (33) | 4:41.4 (30) | 9:00.7 (32) | 3:18.7 (27) | 12:19.4 | 1:30.3 |
| 32. | 81 | LUKAVEC Albert | 2008 | LSKL | 4:18.9 (31) | 4:44.7 (34) | 9:03.6 (33) | 3:20.6 (29) | 12:24.2 | 1:35.1 |
| 33. | 61 | VOLNÝ Martin | 2008 | GZUB | 4:22.1 (40) | 4:44.7 (34) | 9:06.8 (35) | 3:22.6 (32) | 12:29.4 | 1:40.3 |
| 34. | 76 | BROŽEK Matěj | 2008 | SOSK | 4:20.8 (37) | 4:45.5 (36) | 9:06.3 (34) | 3:26.1 (35) | 12:32.4 | 1:43.3 |
| 35. | 84 | TUREK Jakub | 2008 | SNKV | 4:23.4 (41) | 4:45.5 (36) | 9:08.9 (36) | 3:24.8 (34) | 12:33.7 | 1:44.6 |
| 36. | 68 | JANSA Matěj | 2008 | SPLE | 4:30.2 (46) | 4:49.9 (38) | 9:20.1 (42) | 3:22.3 (31) | 12:42.4 | 1:53.3 |
| 37. | 63 | KLEMENT Adam | 2008 | LOTE | 4:26.6 (43) | 4:43.0 (32) | 9:09.6 (37) | 3:34.1 (40) | 12:43.7 | 1:54.6 |
| 38. | 75 | POP Filip | 2008 | SKVM | 4:21.7 (38) | 4:51.1 (39) | 9:12.8 (40) | 3:32.5 (37) | 12:45.3 | 1:56.2 |
| 39. | 100 | ŠTENCL Vojtěch | 2008 | DULI | 4:07.0 (15) | 4:43.0 (32) | 8:50.0 (24) | 4:00.6 (55) | 12:50.6 | 2:01.5 |
| 40. | 77 | PALDUS Matěj | 2008 | JBCN | 4:19.1 (32) | 4:52.4 (40) | 9:11.5 (39) | 3:39.6 (49) | 12:51.1 | 2:02.0 |
| 41. | 78 | PAUTOV Nikita | 2008 | PBKL | 4:15.4 (26) | 4:55.6 (43) | 9:11.0 (38) | 3:46.1 (53) | 12:57.1 | 2:08.0 |
| 42. | 80 | BÁRTA Kryštof | 2008 | LSKL | 4:27.8 (45) | 4:53.3 (42) | 9:21.1 (44) | 3:36.6 (43) | 12:57.7 | 2:08.6 |
| 43. | 83 | KUBÁT Martin Jan | 2008 | SKPU | 4:32.2 (47) | 4:52.8 (41) | 9:25.0 (45) | 3:33.9 (39) | 12:58.9 | 2:09.8 |
| 44. | 82 | HAVLÍČEK Filip | 2008 | NMNM | 4:25.2 (42) | 5:01.0 (47) | 9:26.2 (46) | 3:33.0 (38) | 12:59.2 | 2:10.1 |
| 45. | 72 | BANDIK Jan | 2008 | FEJE | 4:18.4 (29) | 5:02.3 (48) | 9:20.7 (43) | 3:38.9 (47) | 12:59.6 | 2:10.5 |
| 46. | 74 | BRÁT Kryštof | 2008 | SKIP | 4:22.0 (39) | 4:57.7 (45) | 9:19.7 (41) | 3:45.3 (51) | 13:05.0 | 2:15.9 |
| 47. | 70 | ZÁMEČNÍK Jiří | 2008 | SKVM | 4:27.5 (44) | 5:02.5 (49) | 9:30.0 (47) | 3:38.1 (45) | 13:08.1 | 2:19.0 |
| 48. | 69 | VAN DEN BERG Petr | 2008 | NMNM | 4:43.7 (52) | 4:57.0 (44) | 9:40.7 (49) | 3:34.2 (41) | 13:14.9 | 2:25.8 |
| 49. | 91 | KUBA Matyáš | 2008 | SPVR | 4:39.3 (49) | 5:00.2 (46) | 9:39.5 (48) | 3:38.7 (46) | 13:18.2 | 2:29.1 |
| 50. | 66 | MRKVICA Václav | 2008 | FEJE | 4:42.5 (51) | 5:06.8 (52) | 9:49.3 (52) | 3:37.7 (44) | 13:27.0 | 2:37.9 |
| 51. | 62 | MOHRMANN Jonáš | 2008 | SNKV | 4:39.6 (50) | 5:05.4 (50) | 9:45.0 (50) | 3:43.8 (50) | 13:28.8 | 2:39.7 |
| 52. | 65 | TOBRMAN Filip Albert | 2008 | UKPL | 4:44.3 (53) | 5:06.3 (51) | 9:50.6 (53) | 3:39.2 (48) | 13:29.8 | 2:40.7 |
| 53. | 85 | VYSTRČIL Jakub | 2008 | RDRY | 4:36.8 (48) | 5:10.2 (53) | 9:47.0 (51) | 3:45.9 (52) | 13:32.9 | 2:43.8 |
| 54. | 67 | DOSTALÍK Hynek | 2008 | SKHA | 4:45.7 (54) | 5:19.8 (54) | 10:05.5 (54) | 3:36.1 (42) | 13:41.6 | 2:52.5 |
| 55. | 73 | VELECKÝ Alexandr | 2008 | DULI | 5:00.7 (55) | 5:36.3 (55) | 10:37.0 (55) | 3:58.5 (54) | 14:35.5 | 3:46.4 |
| DNS | 90 | ŠEMBERA Jan | 2008 | KBTR | | | | | nestartoval(a) | |
| DNS | 96 | KŘÍŽ František | 2008 | SKIJ | | | | | nestartoval(a) | |
| DNS | 110 | TREJBAL Vojtěch | 2008 | STUD | | | | | nestartoval(a) | |

Žáci starší 2008

4,1 km volně



Technická data

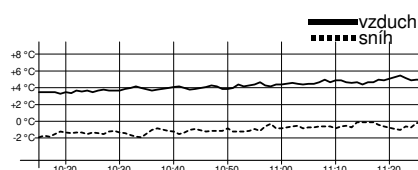
| | |
|--------------|--------------|
| Homologace | ---- |
| Okruhy | 1,5 + 2,6 km |
| HD, MC, TC | ---- |
| Start, konec | 10:05, 10:45 |
| Počasí | jasno |

| Poř. | Číslo | Jméno | Roč. | Klub | 1,5 km | 2. kolo | 3 km | 3. kolo | Čas | Ztráta |
|------|-------|-------------------|---------|----------|--------|---------|------|---------|-----|--------|
| | | Výkonnostní třída | do času | do místa | | | | | | |
| | | I. | 11:54.0 | (15.) | | | | | | |
| | | II. | 12:26.4 | (32.) | | | | | | |
| | | III. | 14:03.8 | (54.) | | | | | | |

Přihlášeno: 58 Startovalo: 55 Klasifikováno: 55 DNS: 3 DNF: 0 DSQ: 0

Žákyně starší 2007 (U15)

2,6 km volně



Technická data

| | |
|--------------|--------------|
| Homologace | ---- |
| Okruhy | 1 x 2,6 km |
| HD, MC, TC | ---- |
| Start, konec | 10:45, 11:16 |
| Počasí | jasno |

| Poř. | Číslo | Jméno | Roč. | Klub | 1,5 km | 2. kolo | Čas | Ztráta |
|------|-------|----------------------|------|------|-------------|-------------|--------|--------|
| 1. | 165 | JANDUROVÁ Lucie | 2007 | SPVR | 3:48.6 (1) | 3:02.1 (1) | 6:50.7 | |
| 2. | 168 | POLONSKÁ Eliška | 2007 | SPVR | 3:59.9 (2) | 3:12.9 (2) | 7:12.8 | 22.1 |
| 3. | 166 | MICHLOVÁ Adéla | 2007 | SKSK | 4:05.8 (3) | 3:13.6 (3) | 7:19.4 | 28.7 |
| 4. | 162 | KUNČÍKOVÁ Ella | 2007 | SPVR | 4:07.8 (4) | 3:24.7 (7) | 7:32.5 | 41.8 |
| 5. | 156 | MALUŠKOVÁ Kateřina | 2007 | NMNM | 4:08.4 (5) | 3:26.5 (10) | 7:34.9 | 44.2 |
| 6. | 158 | ČERVINKOVÁ Sára | 2007 | SPVR | 4:16.6 (12) | 3:19.0 (4) | 7:35.6 | 44.9 |
| 7. | 163 | PEŠTOVÁ Kamila | 2007 | UKPL | 4:10.5 (7) | 3:25.5 (8) | 7:36.0 | 45.3 |
| 8. | 159 | MLÁDENKOVA Josefína | 2007 | SKVM | 4:11.7 (8) | 3:24.5 (6) | 7:36.2 | 45.5 |
| 9. | 164 | BÍMANOVÁ Aneta | 2007 | TRUT | 4:12.2 (9) | 3:27.8 (11) | 7:40.0 | 49.3 |
| 10. | 157 | PEŠTOVÁ Daniela | 2007 | JBCN | 4:10.4 (6) | 3:30.3 (12) | 7:40.7 | 50.0 |
| 11. | 149 | PÁTKOVÁ Viktorie | 2007 | SNKV | 4:17.0 (13) | 3:25.6 (9) | 7:42.6 | 51.9 |
| 12. | 148 | KUBÍČKOVÁ Nina | 2007 | SPLE | 4:14.1 (10) | 3:30.5 (13) | 7:44.6 | 53.9 |
| 13. | 150 | KVÁŠOVÁ Barbora | 2007 | BHST | 4:25.2 (19) | 3:22.8 (5) | 7:48.0 | 57.3 |
| 14. | 161 | PEKÁRKOVÁ Zuzana | 2007 | SKSK | 4:22.6 (18) | 3:30.5 (13) | 7:53.1 | 1:02.4 |
| 15. | 154 | VYHLÍDKOVÁ Sofie | 2007 | LSKL | 4:21.4 (17) | 3:32.9 (15) | 7:54.3 | 1:03.6 |
| 16. | 155 | LEGÁTOVÁ Magdaléna | 2007 | SCPL | 4:21.3 (16) | 3:33.7 (16) | 7:55.0 | 1:04.3 |
| 17. | 167 | JANATOVÁ Zdeňka | 2007 | JBCN | 4:15.1 (11) | 3:43.5 (26) | 7:58.6 | 1:07.9 |
| 18. | 153 | CILICHOVÁ Anna | 2007 | SOVH | 4:19.3 (15) | 3:40.9 (25) | 8:00.2 | 1:09.5 |
| 19. | 152 | KONRÁDOVÁ Karolína | 2007 | SCPL | 4:28.6 (22) | 3:36.1 (19) | 8:04.7 | 1:14.0 |
| 20. | 134 | VANĚČKOVÁ Věra | 2007 | SKHA | 4:29.5 (24) | 3:35.7 (18) | 8:05.2 | 1:14.5 |
| 21. | 121 | ROZKOŠNÁ Klára | 2007 | NMNM | 4:28.0 (21) | 3:39.1 (22) | 8:07.1 | 1:16.4 |
| 22. | 137 | SYROVÁTKOVÁ Linda | 2007 | JBCN | 4:30.4 (25) | 3:39.2 (23) | 8:09.6 | 1:18.9 |
| 23. | 151 | PEŘINOVÁ Eliška | 2007 | SNKV | 4:32.5 (27) | 3:37.8 (21) | 8:10.3 | 1:19.6 |
| 24. | 142 | POHLOVÁ Adéla | 2007 | SKIP | 4:38.1 (33) | 3:34.6 (17) | 8:12.7 | 1:22.0 |
| 25. | 140 | RAJNOCHOVÁ Barbora | 2007 | DULI | 4:33.0 (28) | 3:40.3 (24) | 8:13.3 | 1:22.6 |
| 26. | 136 | TEICHMANOVÁ Michaela | 2007 | SPVR | 4:37.0 (30) | 3:36.7 (20) | 8:13.7 | 1:23.0 |
| 27. | 160 | KOŠNAROVÁ Adriana | 2007 | SKSV | 4:27.1 (20) | 3:47.4 (29) | 8:14.5 | 1:23.8 |
| 28. | 132 | JEŽKOVÁ Julie | 2007 | JBCN | 4:32.2 (26) | 3:49.0 (31) | 8:21.2 | 1:30.5 |
| 29. | 139 | ZEITHAMLOVÁ Lucie | 2007 | BAOS | 4:37.7 (31) | 3:43.7 (27) | 8:21.4 | 1:30.7 |
| 30. | 125 | ADÁMKOVÁ Emma | 2007 | JBCN | 4:29.1 (23) | 3:56.6 (36) | 8:25.7 | 1:35.0 |
| 31. | 130 | DOSEĎELOVÁ Aneta | 2007 | SOSY | 4:41.6 (38) | 3:47.4 (29) | 8:29.0 | 1:38.3 |
| 32. | 131 | HUDCOVÁ Adéla | 2007 | NMNM | 4:40.5 (35) | 3:49.6 (32) | 8:30.1 | 1:39.4 |

13.3.2022

Jablonec nad Nisou
SKI KLUB Jablonec nad Nisou

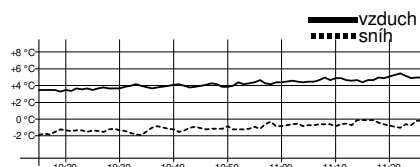
timing by sport-casomira.cz

19.3.2022 8:36

Strana 4 z 10

Žákyně starší 2007 (U15)

2,6 km volně



Technická data

| | |
|--------------|--------------|
| Homologace | ----- |
| Okruhy | 1 x 2,6 km |
| HD, MC, TC | ----- |
| Start, konec | 10:45, 11:16 |
| Počasí | jasno |

| Poř. | Číslo | Jméno | Roč. | Klub | 1,5 km | 2. kolo | Čas | Ztráta |
|------|-------|----------------------|------|------|-------------|-------------|----------------|--------|
| 33. | 138 | TESAŘOVÁ Nikol | 2007 | LOTE | 4:38.9 (34) | 3:53.3 (34) | 8:32.2 | 1:41.5 |
| 34. | 147 | ČERMÁKOVÁ Adéla | 2007 | LOTE | 4:47.6 (39) | 3:45.9 (28) | 8:33.5 | 1:42.8 |
| 35. | 127 | PETRUŽELOVÁ Simona | 2007 | JBCN | 4:41.5 (37) | 3:53.2 (33) | 8:34.7 | 1:44.0 |
| 36. | 146 | JINDROVÁ Alžběta | 2007 | TRUT | 4:17.9 (14) | 4:19.7 (45) | 8:37.6 | 1:46.9 |
| 37. | 128 | KANTOROVÁ Justyna | 2007 | DLOM | 4:37.9 (32) | 4:00.5 (40) | 8:38.4 | 1:47.7 |
| 38. | 129 | PAVLOVÁ Karolína | 2007 | STUD | 4:41.1 (36) | 3:57.9 (37) | 8:39.0 | 1:48.3 |
| 39. | 141 | ŽALSKÁ Lucie | 2007 | SKIJ | 4:35.6 (29) | 4:04.6 (42) | 8:40.2 | 1:49.5 |
| 40. | 143 | JURČÁKOVÁ Lucie | 2007 | FEJE | 4:49.1 (43) | 4:00.1 (39) | 8:49.2 | 1:58.5 |
| 41. | 144 | KORYTÁŘOVÁ Karolína | 2007 | FEJE | 4:53.6 (44) | 3:58.8 (38) | 8:52.4 | 2:01.7 |
| 42. | 135 | PONDĚLÍKOVÁ Veronika | 2007 | SOVH | 4:48.7 (42) | 4:06.3 (43) | 8:55.0 | 2:04.3 |
| 43. | 133 | ŠRŮTKOVÁ Barbora | 2007 | BKLM | 4:48.4 (41) | 4:09.8 (44) | 8:58.2 | 2:07.5 |
| 44. | 126 | DUBSKÁ Emma | 2007 | SOSK | 5:07.8 (46) | 3:55.9 (35) | 9:03.7 | 2:13.0 |
| 45. | 122 | JEŽKOVÁ Aneta | 2007 | LSKL | 5:02.3 (45) | 4:02.3 (41) | 9:04.6 | 2:13.9 |
| 46. | 123 | ŘEHÁKOVÁ Simona | 2007 | LSKL | 4:47.6 (39) | 4:30.8 (46) | 9:18.4 | 2:27.7 |
| DNS | 124 | KINDLOVÁ Liliana | 2007 | LKSK | | | nestartoval(a) | |
| DNS | 145 | SMUTNÁ Stela | 2007 | SKPU | | | nestartoval(a) | |

Výkonnostní třída do času do místa

| | | |
|------|--------|-------|
| I. | 7:31.7 | (3.) |
| II. | 7:52.3 | (13.) |
| III. | 8:53.9 | (41.) |

Přihlášeno: 48

Startovalo: 46

Klasifikováno: 46

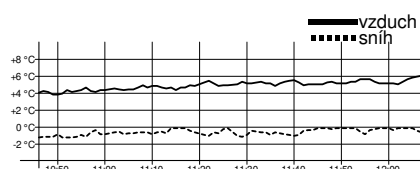
DNS: 2

DNF: 0

DSQ: 0

Žákyně starší 2008

2,6 km volně



Technická data

| | |
|--------------|--------------|
| Homologace | ----- |
| Okruhy | 1 x 2,6 km |
| HD, MC, TC | ----- |
| Start, konec | 11:15, 11:57 |
| Počasí | jasno |

| Poř. | Číslo | Jméno | Roč. | Klub | 1,5 km | 2. kolo | Čas | Ztráta |
|------|-------|---------------------|------|------|-------------|-------------|--------|--------|
| 1. | 237 | ŠPICAROVÁ Karolína | 2008 | SKIJ | 4:09.9 (4) | 3:11.9 (1) | 7:21.8 | |
| 2. | 240 | MÁNKOVÁ Emma | 2008 | SKSV | 4:01.6 (1) | 3:22.8 (4) | 7:24.4 | 2.6 |
| 3. | 239 | MLÁDKOVÁ Anna | 2008 | DULI | 4:12.3 (5) | 3:18.2 (2) | 7:30.5 | 8.7 |
| 4. | 210 | BOUŠKOVÁ Karolína | 2008 | SOSY | 4:12.6 (6) | 3:18.5 (3) | 7:31.1 | 9.3 |
| 5. | 236 | KOCMÁNKOVÁ Dominika | 2008 | NMNM | 4:05.6 (2) | 3:31.5 (13) | 7:37.1 | 15.3 |
| 6. | 228 | NEBUSOVÁ Norika | 2008 | DULI | 4:17.3 (8) | 3:24.2 (5) | 7:41.5 | 19.7 |
| 7. | 238 | KREJČÍ Štěpánka | 2008 | SKSV | 4:13.0 (7) | 3:28.9 (8) | 7:41.9 | 20.1 |
| 8. | 233 | HOLÍKOVÁ Veronika | 2008 | SKSK | 4:18.5 (9) | 3:26.5 (7) | 7:45.0 | 23.2 |
| 9. | 235 | TŮMOVÁ Martina | 2008 | JBCN | 4:09.0 (3) | 3:37.9 (20) | 7:46.9 | 25.1 |
| 10. | 211 | VÁŇOVÁ Eliška | 2008 | SNKV | 4:20.2 (10) | 3:30.3 (11) | 7:50.5 | 28.7 |
| 11. | 224 | SKÁLOVÁ Renata | 2008 | SKSK | 4:21.0 (11) | 3:32.2 (15) | 7:53.2 | 31.4 |
| 12. | 232 | DOLEŽALOVÁ Tereza | 2008 | BKLM | 4:25.2 (14) | 3:29.2 (9) | 7:54.4 | 32.6 |
| 13. | 230 | RIEDLOVÁ Tereza | 2008 | SKVM | 4:25.2 (14) | 3:31.4 (12) | 7:56.6 | 34.8 |
| 14. | 234 | HUDEČKOVÁ Lucie | 2008 | SKSV | 4:26.7 (17) | 3:31.7 (14) | 7:58.4 | 36.6 |
| 15. | 173 | FIEDLEROVÁ Šárka | 2008 | KBTR | 4:29.3 (19) | 3:29.4 (10) | 7:58.7 | 36.9 |
| 16. | 216 | ERLEBACHOVÁ Jitka | 2008 | LSDB | 4:34.1 (27) | 3:25.2 (6) | 7:59.3 | 37.5 |

13.3.2022

Jablonec nad Nisou

SKI KLUB Jablonec nad Nisou

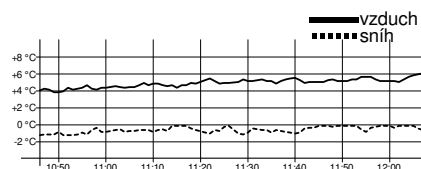
timing by sport-casomira.cz

19.3.2022 8:36

Strana 5 z 10

Žákyně starší 2008

2,6 km volně



Technická data

| | |
|--------------|--------------|
| Homologace | ---- |
| Okruhy | 1 x 2,6 km |
| HD, MC, TC | ---- |
| Start, konec | 11:15, 11:57 |
| Počasí | jasno |

| Poř. | Číslo | Jméno | Roč. | Klub | 1,5 km | 2. kolo | Čas | Ztráta |
|------|-------|----------------------|------|------|-------------|-------------|---------------|--------|
| 17. | 206 | MANDLOVÁ Marie | 2008 | DULI | 4:25.6 (16) | 3:37.2 (19) | 8:02.8 | 41.0 |
| 18. | 209 | CHRÁSTOVÁ Barbora | 2008 | STUD | 4:25.1 (12) | 3:38.2 (21) | 8:03.3 | 41.5 |
| 19. | 204 | STEKLÁ Barbora | 2008 | NMNM | 4:35.4 (28) | 3:33.7 (16) | 8:09.1 | 47.3 |
| 20. | 231 | KOUŘILOVÁ Julie | 2008 | FEJE | 4:36.3 (30) | 3:34.3 (18) | 8:10.6 | 48.8 |
| 21. | 196 | PŠENKOVÁ Eliška | 2008 | KBTR | 4:30.9 (22) | 3:40.5 (23) | 8:11.4 | 49.6 |
| 22. | 207 | PTÁČKOVÁ Tereza | 2008 | ZDAS | 4:33.4 (26) | 3:39.2 (22) | 8:12.6 | 50.8 |
| 23. | 214 | PROCHÁZKOVÁ Žofie | 2008 | SKIB | 4:38.8 (35) | 3:34.1 (17) | 8:12.9 | 51.1 |
| 24. | 222 | CIPRYSOVÁ Alžběta | 2008 | SNKV | 4:31.6 (23) | 3:41.4 (26) | 8:13.0 | 51.2 |
| 25. | 218 | TOMÁŠOVÁ Sára | 2008 | JBCN | 4:29.8 (21) | 3:45.0 (29) | 8:14.8 | 53.0 |
| 26. | 213 | ROŽŇÁKOVÁ Veronika | 2008 | RDRY | 4:29.3 (19) | 3:46.4 (34) | 8:15.7 | 53.9 |
| 27. | 201 | ORÁLKOVÁ Andrea | 2008 | NMNM | 4:38.1 (33) | 3:40.9 (24) | 8:19.0 | 57.2 |
| 28. | 229 | ŠVEHLOVÁ Rozálie | 2008 | SOSY | 4:32.3 (24) | 3:47.7 (36) | 8:20.0 | 58.2 |
| 29. | 215 | HORÁKOVÁ Amálie | 2008 | SKIJ | 4:35.5 (29) | 3:45.0 (29) | 8:20.5 | 58.7 |
| 30. | 192 | ŠTRUNCOVÁ Ella | 2008 | SPLE | 4:40.1 (38) | 3:41.1 (25) | 8:21.2 | 59.4 |
| 31. | 219 | NOSKOVÁ Marcela | 2008 | LSKL | 4:38.0 (32) | 3:43.6 (28) | 8:21.6 | 59.8 |
| 32= | 193 | TICHOTOVÁ Michaela | 2008 | SKSV | 4:37.0 (31) | 3:45.9 (33) | 8:22.9 | 1:01.1 |
| 32= | 225 | VENCLÍKOVÁ Tereza | 2008 | SKSV | 4:39.5 (37) | 3:43.4 (27) | 8:22.9 | 1:01.1 |
| 34. | 226 | LUTOVSKÁ Klára | 2008 | JBCN | 4:33.2 (25) | 3:49.8 (42) | 8:23.0 | 1:01.2 |
| 35= | 208 | ZAHRADNÍKOVÁ Petra | 2008 | RDRY | 4:40.1 (38) | 3:45.1 (31) | 8:25.2 | 1:03.4 |
| 35= | 221 | LUČANOVÁ Anna | 2008 | SKSV | 4:40.1 (38) | 3:45.1 (31) | 8:25.2 | 1:03.4 |
| 37. | 171 | FALTUSOVÁ Ema | 2008 | SPLE | 4:39.3 (36) | 3:47.0 (35) | 8:26.3 | 1:04.5 |
| 38. | 227 | SCHÄFEROVÁ Magdaléna | 2008 | DULI | 4:25.1 (12) | 4:01.6 (54) | 8:26.7 | 1:04.9 |
| 39. | 197 | HAVLASOVÁ Alžběta | 2008 | DULI | 4:38.7 (34) | 3:55.7 (44) | 8:34.4 | 1:12.6 |
| 40. | 212 | ŠPERLOVÁ Iva | 2008 | SNKV | 4:45.8 (45) | 3:48.9 (40) | 8:34.7 | 1:12.9 |
| 41. | 217 | JINDŘÍŠKOVÁ Barbora | 2008 | JBCN | 4:27.3 (18) | 4:08.2 (59) | 8:35.5 | 1:13.7 |
| 42. | 182 | VYKYSALÁ Anna | 2008 | SKSV | 4:47.9 (48) | 3:47.9 (38) | 8:35.8 | 1:14.0 |
| 43. | 188 | DREŠEROVÁ Daniela | 2008 | SWSL | 4:43.9 (42) | 3:55.5 (43) | 8:39.4 | 1:17.6 |
| 44. | 200 | BÁRTOVÁ Kornelie | 2008 | SNKV | 4:40.5 (41) | 3:59.0 (50) | 8:39.5 | 1:17.7 |
| 45. | 189 | BUBENIČKOVÁ Simona | 2008 | BKLM | 4:43.9 (42) | 3:56.9 (46) | 8:40.8 | 1:19.0 |
| 46. | 220 | VRŠANOVÁ Julie | 2008 | FEJE | 4:45.8 (45) | 3:56.5 (45) | 8:42.3 | 1:20.5 |
| 47. | 194 | SUCHARDOVÁ Rozálie | 2008 | LSKL | 4:54.2 (51) | 3:49.2 (41) | 8:43.4 | 1:21.6 |
| 48. | 191 | LORENCOVÁ Lucie | 2008 | NMNM | 4:45.1 (44) | 4:00.1 (52) | 8:45.2 | 1:23.4 |
| 49. | 186 | DLOUHÁ Viktorie | 2008 | LSKL | 4:58.1 (58) | 3:48.6 (39) | 8:46.7 | 1:24.9 |
| 50. | 183 | MIKYSKOVÁ Darja | 2008 | SPLE | 5:00.9 (61) | 3:47.7 (36) | 8:48.6 | 1:26.8 |
| 51. | 205 | NAGYOVÁ Zuzana | 2008 | SOSK | 4:50.9 (50) | 3:58.3 (48) | 8:49.2 | 1:27.4 |
| 52. | 202 | FEJFAROVÁ Viktorie | 2008 | SOVH | 4:50.7 (49) | 4:04.3 (55) | 8:55.0 | 1:33.2 |
| 53. | 199 | LUTOVSKÁ Beata | 2008 | JBCN | 4:46.3 (47) | 4:09.5 (60) | 8:55.8 | 1:34.0 |
| 54. | 185 | SIKORA Agata Elen | 2008 | DLOM | 4:58.3 (59) | 3:58.9 (49) | 8:57.2 | 1:35.4 |
| 55. | 195 | BELZOVÁ Markéta | 2008 | LOTE | 5:00.0 (60) | 4:01.4 (53) | 9:01.4 | 1:39.6 |
| 56. | 203 | VÁCHOVÁ Amálie | 2008 | NMNM | 4:57.0 (56) | 4:05.0 (57) | 9:02.0 | 1:40.2 |
| 57. | 178 | KOPECKÁ Karla | 2008 | SWSL | 5:05.3 (62) | 3:58.1 (47) | 9:03.4 | 1:41.6 |
| 58. | 175 | KARBANOVÁ Vendula | 2008 | JBCN | 4:55.8 (53) | 4:07.8 (58) | 9:03.6 | 1:41.8 |
| 59. | 181 | FIŠEROVÁ Markéta | 2008 | SKVM | 5:05.5 (63) | 4:00.0 (51) | 9:05.5 | 1:43.7 |
| 60. | 184 | TANDLEROVÁ Johana | 2008 | DULI | 4:56.7 (55) | 4:14.6 (61) | 9:11.3 | 1:49.5 |
| 61. | 187 | ZELENÍKOVÁ Kateřina | 2008 | BAOS | 4:57.9 (57) | 4:15.4 (62) | 9:13.3 | 1:51.5 |
| 62. | 190 | VOMELOVÁ Viktorie | 2008 | TJTA | 4:54.5 (52) | 4:26.7 (64) | 9:21.2 | 1:59.4 |
| 63. | 179 | PEŇÁZOVÁ Charlotte | 2008 | SKBR | 5:17.7 (65) | 4:04.4 (56) | 9:22.1 | 2:00.3 |
| 64. | 174 | ŽÁKOVÁ Barbora | 2008 | FEJE | 5:17.3 (64) | 4:16.9 (63) | 9:34.2 | 2:12.4 |

13.3.2022

Jablonec nad Nisou
SKI KLUB Jablonec nad Nisou

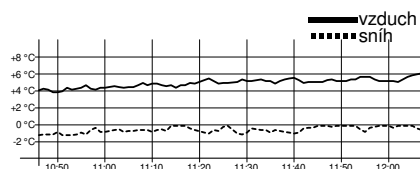
timing by sport-casomira.cz

19.3.2022 8:36

Strana 6 z 10

Žákyně starší 2008

2,6 km volně



Technická data

| | |
|--------------|--------------|
| Homologace | ---- |
| Okruhy | 1 x 2,6 km |
| HD, MC, TC | ---- |
| Start, konec | 11:15, 11:57 |
| Počasí | jasno |

| Poř. | Číslo | Jméno | Roč. | Klub | 1,5 km | 2. kolo | Čas | Ztráta |
|------|-------|--------------------|------|------|-------------|-------------|----------------|--------|
| 65. | 172 | IVANIČOVÁ Michaela | 2008 | SOVH | 5:19.6 (66) | 4:31.3 (65) | 9:50.9 | 2:29.1 |
| 66. | 177 | ELICEROVÁ Karolína | 2008 | JBCN | 4:56.3 (54) | 5:03.9 (67) | 10:00.2 | 2:38.4 |
| 67. | 180 | VRABCOVÁ Nela | 2008 | SKIP | 5:36.5 (67) | 4:35.0 (66) | 10:11.5 | 2:49.7 |
| DNS | 176 | VAŇKOVÁ Kamila | 2008 | LKSK | | | nestartoval(a) | |
| DNS | 198 | FRONKOVÁ Linda | 2008 | KBTR | | | nestartoval(a) | |
| DNS | 223 | NOVÁKOVÁ Amálie | 2008 | TJTA | | | nestartoval(a) | |

Výkonnostní třída do času do místa

| | | |
|------|--------|-------|
| I. | 8:05.9 | (18.) |
| II. | 8:28.0 | (38.) |
| III. | 9:34.3 | (64.) |

Přihlášeno: 70

Startovalo: 67

Klasifikováno: 67

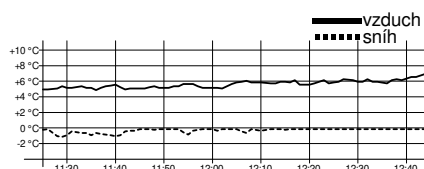
DNS: 3

DNF: 0

DSQ: 0

Žákyně starší 2009

2,6 km volně



Technická data

| | |
|--------------|--------------|
| Homologace | ---- |
| Okruhy | 1 x 2,6 km |
| HD, MC, TC | ---- |
| Start, konec | 11:55, 12:34 |
| Počasí | jasno |

| Poř. | Číslo | Jméno | Roč. | Klub | 1,5 km | 2. kolo | Čas | Ztráta |
|------|-------|----------------------|------|------|-------------|-------------|---------------|--------|
| 1. | 62 | PLECHÁČOVÁ Nikola | 2009 | SKIJ | 4:16.8 (1) | 3:21.2 (1) | 7:38.0 | |
| 2. | 61 | SALABOVÁ Pavlína | 2009 | SKIJ | 4:23.8 (4) | 3:27.9 (2) | 7:51.7 | 13.7 |
| 3. | 59 | DLOUHÁ Daniela | 2009 | LSKL | 4:21.1 (2) | 3:31.3 (4) | 7:52.4 | 14.4 |
| 4. | 50 | DVOŘÁKOVÁ Tereza | 2009 | NMNM | 4:24.1 (5) | 3:29.3 (3) | 7:53.4 | 15.4 |
| 5. | 63 | ŽILINSKÁ Nikola | 2009 | LOTE | 4:21.9 (3) | 3:37.2 (11) | 7:59.1 | 21.1 |
| 6. | 56 | JANDUROVÁ Veronika | 2009 | SPVR | 4:25.7 (7) | 3:33.9 (6) | 7:59.6 | 21.6 |
| 7. | 58 | SUCHARDOVÁ Ella | 2009 | SKIJ | 4:30.5 (12) | 3:31.4 (5) | 8:01.9 | 23.9 |
| 8. | 57 | KRÁČMAROVÁ Anna | 2009 | BKLM | 4:28.6 (8) | 3:34.6 (8) | 8:03.2 | 25.2 |
| 9. | 60 | KABRDOVÁ Julie | 2009 | NMNM | 4:28.6 (8) | 3:35.0 (9) | 8:03.6 | 25.6 |
| 10. | 42 | PROKEŠOVÁ Adéla | 2009 | SKIJ | 4:31.0 (13) | 3:34.3 (7) | 8:05.3 | 27.3 |
| 11. | 45 | HRDLIČKOVÁ Adéla | 2009 | NMNM | 4:33.6 (14) | 3:36.2 (10) | 8:09.8 | 31.8 |
| 12. | 47 | LUKEŠOVÁ Natálie | 2009 | SKIJ | 4:25.2 (6) | 3:49.4 (22) | 8:14.6 | 36.6 |
| 13. | 54 | POHLOVÁ Matylda | 2009 | SKIP | 4:29.9 (10) | 3:45.1 (17) | 8:15.0 | 37.0 |
| 14. | 52 | HORKÁ Lucie | 2009 | TRUT | 4:39.5 (15) | 3:37.4 (12) | 8:16.9 | 38.9 |
| 15. | 55 | BLAŽEJOVÁ Terezie | 2009 | DULI | 4:30.1 (11) | 3:51.2 (24) | 8:21.3 | 43.3 |
| 16. | 30 | SEDLÁKOVÁ Nela | 2009 | NMNM | 4:48.4 (21) | 3:40.6 (13) | 8:29.0 | 51.0 |
| 17. | 53 | MAREČKOVÁ Olivie | 2009 | SKIJ | 4:40.1 (16) | 3:49.7 (23) | 8:29.8 | 51.8 |
| 18. | 41 | BROŽOVÁ Adéla | 2009 | LSKL | 4:40.9 (18) | 3:52.4 (26) | 8:33.3 | 55.3 |
| 19. | 26 | MAJEROVÁ Rozálie | 2009 | SKHA | 4:51.4 (25) | 3:42.3 (15) | 8:33.7 | 55.7 |
| 20. | 23 | BARTOŇOVÁ Barbora | 2009 | NMNM | 4:52.7 (26) | 3:45.0 (16) | 8:37.7 | 59.7 |
| 21. | 33 | TOMÁŠKOVÁ Karolína | 2009 | SPVR | 4:51.2 (24) | 3:47.0 (20) | 8:38.2 | 1:00.2 |
| 22. | 39 | MORAVCOVÁ Bára | 2009 | SKSV | 4:57.2 (34) | 3:41.1 (14) | 8:38.3 | 1:00.3 |
| 23. | 29 | VONDRUŠKOVÁ Veronika | 2009 | SKSV | 4:45.5 (19) | 3:54.0 (27) | 8:39.5 | 1:01.5 |
| 24. | 48 | ŘEHOŘOVÁ Štěpánka | 2009 | JBCN | 4:40.8 (17) | 4:01.0 (33) | 8:41.8 | 1:03.8 |
| 25. | 21 | SVOBODOVÁ Klára | 2009 | SPLA | 4:47.7 (20) | 3:54.8 (29) | 8:42.5 | 1:04.5 |
| 26. | 43 | MENCLOVÁ Luisa | 2009 | SCPL | 4:57.2 (34) | 3:45.9 (18) | 8:43.1 | 1:05.1 |

13.3.2022

Jablonec nad Nisou

SKI KLUB Jablonec nad Nisou

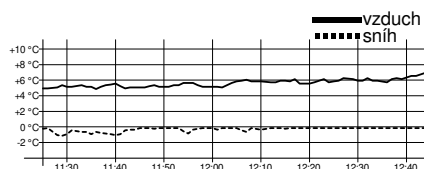
timing by sport-casomira.cz

19.3.2022 8:36

Strana 7 z 10

Žákyně starší 2009

2,6 km volně



Technická data

| | |
|--------------|--------------|
| Homologace | ----- |
| Okruhy | 1 x 2,6 km |
| HD, MC, TC | ----- |
| Start, konec | 11:55, 12:34 |
| Počasí | jasno |

| Poř. | Číslo | Jméno | Roč. | Klub | 1,5 km | 2. kolo | Čas | Ztráta |
|------|-------|-----------------------|------|------|-------------|-------------|----------------|--------|
| 27. | 31 | VYSKOČILOVÁ Magdalena | 2009 | SNKV | 4:49.6 (22) | 3:54.6 (28) | 8:44.2 | 1:06.2 |
| 28. | 49 | MUDROVÁ Beáta | 2009 | FEJE | 4:53.4 (28) | 3:52.2 (25) | 8:45.6 | 1:07.6 |
| 29. | 38 | LOŠŤÁKOVÁ Ela | 2009 | BAOS | 4:59.4 (36) | 3:48.0 (21) | 8:47.4 | 1:09.4 |
| 30. | 27 | URBANOVÁ Anna | 2009 | SPLE | 5:02.1 (37) | 3:46.1 (19) | 8:48.2 | 1:10.2 |
| 31. | 44 | ŠRŮTKOVÁ Vendula | 2009 | BKLM | 4:56.3 (33) | 3:55.2 (30) | 8:51.5 | 1:13.5 |
| 32. | 32 | BLAŽKOVÁ Monika | 2009 | SKJA | 4:55.7 (32) | 4:01.9 (35) | 8:57.6 | 1:19.6 |
| 33. | 22 | MENOUŠKOVÁ Tereza | 2009 | SPVR | 4:55.1 (31) | 4:04.5 (38) | 8:59.6 | 1:21.6 |
| 34. | 34 | BORČICKÁ Denisa | 2009 | SOVH | 4:53.6 (29) | 4:09.3 (41) | 9:02.9 | 1:24.9 |
| 35. | 51 | ŠÍROVÁ Marie | 2009 | DULI | 4:55.0 (30) | 4:10.9 (43) | 9:05.9 | 1:27.9 |
| 36. | 24 | GAISLEROVÁ Hana | 2009 | LOTE | 4:50.4 (23) | 4:16.2 (47) | 9:06.6 | 1:28.6 |
| 37. | 14 | EIGNEROVÁ Eliška | 2009 | SKSV | 5:06.6 (42) | 4:00.2 (32) | 9:06.8 | 1:28.8 |
| 38. | 36 | BERANOVÁ Sára | 2009 | SKIP | 5:04.8 (39) | 4:03.3 (37) | 9:08.1 | 1:30.1 |
| 39. | 40 | KADLECOVÁ Žofie | 2009 | SCPL | 5:06.0 (41) | 4:05.4 (39) | 9:11.4 | 1:33.4 |
| 40. | 1 | ŠVAGEROVÁ Anna | 2009 | SKVM | 5:09.4 (43) | 4:03.1 (36) | 9:12.5 | 1:34.5 |
| 41= | 12 | PORKERTOVIKÁ Viktorie | 2009 | JBCN | 5:17.1 (50) | 4:00.0 (31) | 9:17.1 | 1:39.1 |
| 41= | 13 | HUĐCOVÁ Natálie | 2009 | NMNM | 5:15.8 (47) | 4:01.3 (34) | 9:17.1 | 1:39.1 |
| 43. | 9 | MÍKOVÁ Sofie | 2009 | JBCN | 5:03.6 (38) | 4:16.2 (47) | 9:19.8 | 1:41.8 |
| 44. | 18 | KUBÍČKOVÁ Alena | 2009 | FEJE | 5:05.4 (40) | 4:16.2 (47) | 9:21.6 | 1:43.6 |
| 45. | 25 | KŘÍČKOVÁ Nela | 2009 | BKLM | 5:16.5 (48) | 4:07.8 (40) | 9:24.3 | 1:46.3 |
| 46. | 35 | JUŘÍKOVÁ Nicol | 2009 | FEJE | 4:53.1 (27) | 4:32.2 (57) | 9:25.3 | 1:47.3 |
| 47= | 15 | JELÍNKOVÁ Aneta | 2009 | SWSL | 5:16.7 (49) | 4:10.4 (42) | 9:27.1 | 1:49.1 |
| 47= | 37 | ŠIROKÁ Magdaléna | 2009 | JBCN | 5:09.8 (44) | 4:17.3 (50) | 9:27.1 | 1:49.1 |
| 49. | 4 | ŠIMKOVÁ Alena | 2009 | LSKL | 5:25.2 (53) | 4:15.1 (45) | 9:40.3 | 2:02.3 |
| 50. | 19 | ŠIMŮNKOVÁ Emma | 2009 | JBCN | 5:09.9 (45) | 4:31.7 (56) | 9:41.6 | 2:03.6 |
| 51. | 28 | MOUČKOVÁ Libuše | 2009 | LOTE | 5:18.1 (51) | 4:25.3 (54) | 9:43.4 | 2:05.4 |
| 52. | 17 | HAVRÁNKOVÁ Anna | 2009 | DULI | 5:32.0 (57) | 4:11.5 (44) | 9:43.5 | 2:05.5 |
| 53. | 11 | DUFKOVÁ Evelína | 2009 | NMNM | 5:27.5 (55) | 4:18.1 (51) | 9:45.6 | 2:07.6 |
| 54. | 2 | KUBOVÁ Klára | 2009 | SPLE | 5:30.2 (56) | 4:15.8 (46) | 9:46.0 | 2:08.0 |
| 55. | 5 | PETÍŘOVÁ Eliška | 2009 | SPVR | 5:12.0 (46) | 4:36.1 (59) | 9:48.1 | 2:10.1 |
| 56. | 16 | JINDŘIŠKOVÁ Blanka | 2009 | HSKB | 5:26.0 (54) | 4:26.5 (55) | 9:52.5 | 2:14.5 |
| 57. | 8 | DUŠKOVÁ Stella | 2009 | LSKL | 5:33.6 (58) | 4:23.8 (53) | 9:57.4 | 2:19.4 |
| 58. | 20 | MITTERWALDOVÁ Alice | 2009 | SKIP | 5:20.0 (52) | 4:38.0 (60) | 9:58.0 | 2:20.0 |
| 59. | 10 | KÁLALOVÁ Alexandra | 2009 | SOSY | 5:37.2 (59) | 4:22.4 (52) | 9:59.6 | 2:21.6 |
| 60. | 6 | KŘÍSTKOVÁ Kateřina | 2009 | DLOM | 5:41.7 (61) | 4:36.0 (58) | 10:17.7 | 2:39.7 |
| 61. | 7 | WACLAWKOVÁ Ewa | 2009 | DLOM | 5:41.1 (60) | 4:56.4 (61) | 10:37.5 | 2:59.5 |
| DNS | 3 | JODASOVÁ Zuzana | 2009 | SOVH | | | nestartoval(a) | |
| DNS | 46 | SVÁDOVÁ Eliška | 2009 | LKSK | | | nestartoval(a) | |

Výkonnostní třída do času do místa

| | | |
|------|--------|-------|
| I. | 8:23.8 | (15.) |
| II. | 8:46.6 | (28.) |
| III. | 9:55.4 | (56.) |

Přihlášeno: 63

Startovalo: 61

Klasifikováno: 61

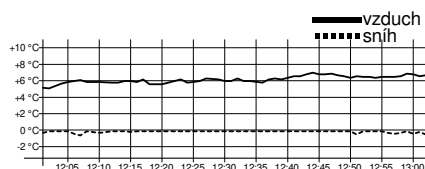
DNS: 2

DNF: 0

DSQ: 0

Žáci starší 2009

2,6 km volně



Technická data

| | |
|--------------|--------------|
| Homologace | ---- |
| Okruhy | 1 x 2,6 km |
| HD, MC, TC | ---- |
| Start, konec | 12:31, 13:03 |
| Počasí | jasno |

| Poř. | Číslo | Jméno | Roč. | Klub | 1,5 km | 2. kolo | Čas | Ztráta |
|------|-------|-------------------|------|------|-------------|-------------|---------------|--------|
| 1. | 120 | JELÍNEK Antonín | 2009 | KBTR | 3:45.7 (1) | 2:54.1 (1) | 6:39.8 | |
| 2. | 104 | ROZKOŠNÝ Jakub | 2009 | NMNM | 4:07.9 (2) | 3:15.7 (3) | 7:23.6 | 43.8 |
| 3. | 94 | ČERMÁK Filip | 2009 | SKHA | 4:16.9 (4) | 3:13.5 (2) | 7:30.4 | 50.6 |
| 4. | 93 | JON Josef | 2009 | SPVR | 4:09.8 (3) | 3:23.7 (7) | 7:33.5 | 53.7 |
| 5. | 119 | JANATA Jan | 2009 | JBCN | 4:16.9 (4) | 3:21.7 (5) | 7:38.6 | 58.8 |
| 6. | 110 | ŠÍMA Jakub | 2009 | SKST | 4:27.3 (9) | 3:19.8 (4) | 7:47.1 | 1:07.3 |
| 7. | 117 | CALETKA Kryštof | 2009 | DULI | 4:23.9 (7) | 3:23.4 (6) | 7:47.3 | 1:07.5 |
| 8. | 115 | ZUB Vojtěch | 2009 | SKSV | 4:22.1 (6) | 3:35.0 (15) | 7:57.1 | 1:17.3 |
| 9. | 113 | NOVÁK Matěj | 2009 | SKST | 4:30.1 (13) | 3:27.3 (8) | 7:57.4 | 1:17.6 |
| 10. | 107 | HROUDA Adam | 2009 | DULI | 4:27.5 (10) | 3:33.8 (12) | 8:01.3 | 1:21.5 |
| 11. | 109 | CHURAVÝ František | 2009 | DULI | 4:32.3 (17) | 3:31.4 (10) | 8:03.7 | 1:23.9 |
| 12. | 112 | ZÁHOREC Jonáš | 2009 | FEJE | 4:31.9 (15) | 3:32.5 (11) | 8:04.4 | 1:24.6 |
| 13. | 90 | GAJDOŠ Matěj | 2009 | FEJE | 4:26.4 (8) | 3:38.2 (20) | 8:04.6 | 1:24.8 |
| 14. | 100 | HOLUBEC Václav | 2009 | HSKB | 4:29.4 (11) | 3:36.1 (17) | 8:05.5 | 1:25.7 |
| 15. | 111 | HAVLÍK Matyáš | 2009 | NMNM | 4:32.1 (16) | 3:34.3 (13) | 8:06.4 | 1:26.6 |
| 16. | 114 | VALOUŠEK Mikoláš | 2009 | DULI | 4:31.0 (14) | 3:35.6 (16) | 8:06.6 | 1:26.8 |
| 17. | 83 | LISKOVSÝ Václav | 2009 | SKIP | 4:29.6 (12) | 3:37.9 (19) | 8:07.5 | 1:27.7 |
| 18. | 118 | KOZÁK Vojtěch | 2009 | SCPL | 4:35.3 (20) | 3:34.5 (14) | 8:09.8 | 1:30.0 |
| 19. | 71 | SIMBARTL Richard | 2009 | SPVR | 4:33.4 (18) | 3:39.4 (22) | 8:12.8 | 1:33.0 |
| 20. | 108 | BEDNÁŘ William | 2009 | TRUT | 4:34.5 (19) | 3:44.3 (26) | 8:18.8 | 1:39.0 |
| 21. | 82 | SLAVÍK Jakub | 2009 | DULI | 4:41.1 (22) | 3:38.6 (21) | 8:19.7 | 1:39.9 |
| 22. | 85 | STEJSKAL Daniel | 2009 | SPLE | 4:50.7 (30) | 3:29.8 (9) | 8:20.5 | 1:40.7 |
| 23. | 103 | HAVRÁNEK Adam | 2009 | DULI | 4:41.3 (23) | 3:43.2 (25) | 8:24.5 | 1:44.7 |
| 24. | 102 | ŠMEJKAL Štěpán | 2009 | SNKV | 4:38.5 (21) | 3:50.7 (32) | 8:29.2 | 1:49.4 |
| 25. | 92 | ŠABATA František | 2009 | SKSK | 4:53.7 (33) | 3:37.5 (18) | 8:31.2 | 1:51.4 |
| 26. | 106 | KYRÁL Šimon | 2009 | SOSY | 4:44.7 (25) | 3:49.2 (31) | 8:33.9 | 1:54.1 |
| 27. | 96 | ČAPEK Bartoloměj | 2009 | SKJA | 4:42.6 (24) | 3:54.0 (36) | 8:36.6 | 1:56.8 |
| 28. | 84 | KUNSTMÜLLER Jan | 2009 | NMNM | 4:47.7 (27) | 3:49.1 (29) | 8:36.8 | 1:57.0 |
| 29. | 81 | HORNYCH Oldřich | 2009 | SKIP | 4:56.4 (37) | 3:40.8 (23) | 8:37.2 | 1:57.4 |
| 30. | 101 | NOVOTNÝ Jan | 2009 | TRUT | 4:56.1 (36) | 3:43.0 (24) | 8:39.1 | 1:59.3 |
| 31. | 79 | JELÍNEK Ondřej | 2009 | DULI | 4:55.1 (34) | 3:44.5 (27) | 8:39.6 | 1:59.8 |
| 32. | 116 | MATOULEK Tomáš | 2009 | TRUT | 4:45.3 (26) | 3:56.7 (40) | 8:42.0 | 2:02.2 |
| 33. | 98 | KAREL Filip | 2009 | SKIJ | 4:50.4 (29) | 3:54.4 (38) | 8:44.8 | 2:05.0 |
| 34. | 97 | BERNT Bartoloměj | 2009 | SOVH | 4:51.4 (31) | 3:54.0 (36) | 8:45.4 | 2:05.6 |
| 35. | 99 | JOHAN Marek | 2009 | TRUT | 4:55.6 (35) | 3:53.3 (35) | 8:48.9 | 2:09.1 |
| 36. | 80 | ŠTRYNCL Adam | 2009 | SWSL | 4:47.9 (28) | 4:01.3 (43) | 8:49.2 | 2:09.4 |
| 37. | 86 | HANČ Jakub | 2009 | SKHA | 5:04.1 (39) | 3:45.5 (28) | 8:49.6 | 2:09.8 |
| 38. | 105 | HOLUB Tobiáš | 2009 | SKJA | 4:52.2 (32) | 3:57.5 (41) | 8:49.7 | 2:09.9 |
| 39. | 77 | MITTERWALD Petr | 2009 | SKIP | 5:05.4 (41) | 3:52.1 (33) | 8:57.5 | 2:17.7 |
| 40. | 95 | SÝKORA Tadeáš | 2009 | SCPL | 5:06.2 (43) | 3:52.9 (34) | 8:59.1 | 2:19.3 |
| 41. | 91 | DOUBRAVA Vojtěch | 2009 | DULI | 5:03.3 (38) | 3:58.8 (42) | 9:02.1 | 2:22.3 |
| 42. | 74 | ENDLER Matěj | 2009 | SWSL | 5:14.5 (47) | 3:49.1 (29) | 9:03.6 | 2:23.8 |
| 43. | 78 | FEJFUŠA Matěj | 2009 | SKPU | 5:09.9 (46) | 3:55.8 (39) | 9:05.7 | 2:25.9 |
| 44. | 75 | CHALOUPKA Kryštof | 2009 | SKBR | 5:04.3 (40) | 4:07.5 (46) | 9:11.8 | 2:32.0 |
| 45. | 72 | VANĚK David | 2009 | BKLM | 5:15.5 (48) | 4:03.0 (44) | 9:18.5 | 2:38.7 |
| 46. | 73 | JARUŠEK Sáva | 2009 | JBCN | 5:06.5 (45) | 4:14.0 (47) | 9:20.5 | 2:40.7 |
| 47. | 76 | ŠTĚRBA Jan | 2009 | SKSV | 5:06.2 (43) | 4:16.4 (48) | 9:22.6 | 2:42.8 |
| 48. | 88 | FERENČÁK Mikuláš | 2009 | SKBR | 5:20.9 (49) | 4:03.5 (45) | 9:24.4 | 2:44.6 |

13.3.2022

Jablonec nad Nisou
SKI KLUB Jablonec nad Nisou

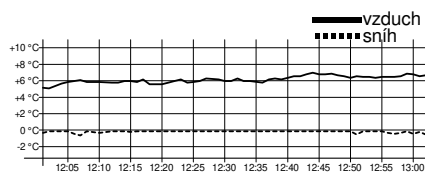
timing by sport-casomira.cz

19.3.2022 8:36

Strana 9 z 10

Žáci starší 2009

2,6 km volně



Technická data

| | |
|--------------|--------------|
| Homologace | ---- |
| Okruhy | 1 x 2,6 km |
| HD, MC, TC | ---- |
| Start, konec | 12:31, 13:03 |
| Počasí | jasno |

| Poř. | Číslo | Jméno | Roč. | Klub | 1,5 km | 2. kolo | Čas | Ztráta |
|------|-------|--------------|------|------|-------------|-------------|----------------|--------|
| 49. | 89 | KOLLÁR Lubor | 2009 | SNKV | 5:05.8 (42) | 4:24.7 (49) | 9:30.5 | 2:50.7 |
| 50. | 87 | ŠERCL Ondřej | 2009 | JBCN | 5:26.7 (50) | 4:45.6 (50) | 10:12.3 | 3:32.5 |

Výkonnostní třída do času do místa

| | | |
|------|--------|-------|
| I. | 7:19.7 | (1.) |
| II. | 7:39.7 | (5.) |
| III. | 8:39.7 | (31.) |

Přihlášeno: 50 Startovalo: 50 Klasifikováno: 50 DNS: 0 DNF: 0 DSQ: 0

Technický delegát
Luděk Staněk

Sekretář závodu
Petra Švejdová